


M194



Frequencies	Configuration	Beamwidth (@-3 dB)	RMS Power (W)	FOM (dB)	Q	Series Impedance (R-jX)
200 kHz-BCIq Broadband		9°	500 W	-16	2	60-j0(t)

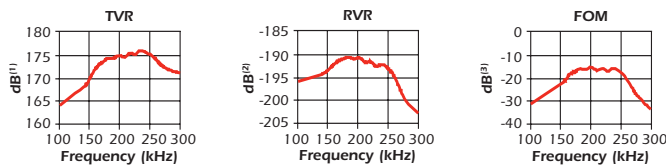
SPECIFICATIONS

Weight: 1.5 kg

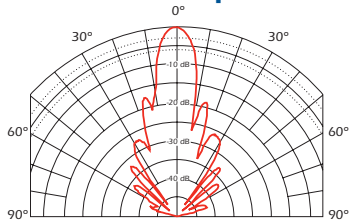
Acoustic Window: Urethane

Cable Type: C-33—Shielded twisted pair (2-20 AWG) with braided shield, black neoprene jacket, 6 mm diameter

Technical Data—200 kHz-BCIq TVR in dB re 1 μ Pa/Volt at 1 m
RVR in dB re 1 Volt/ μ Pa

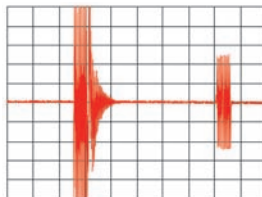


Directivity Pattern—200 kHz-BCIq



Echogram

Vertical: 1E+03 V/DIV
Horizontal: 500E-6 SEC/DIV



High-Frequency Ultrasonic Transducer

Applications

- River, harbor, and estuary survey

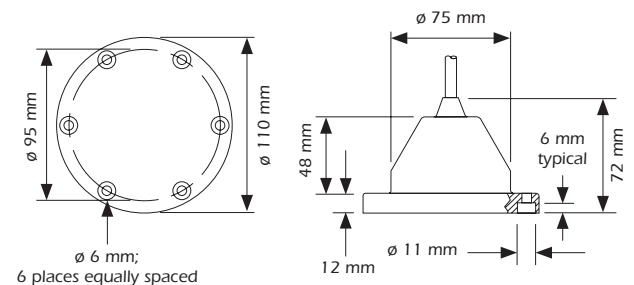
Features

- Broadband with low Q of 2
- Minimal sidelobes for concentrated energy on target providing excellent definition
- Internal transformer provides impedance match to echosounder and allows use of longer cable
- 500 W RMS, power rating is at 2% duty cycle
- Do not strike or use solvents (especially acetone) on the transducer face. Use water-base anti-fouling paint only. Do not cut transducer cable.
- Seamless, SEALCAST™, urethane housing resists cuts and abrasion and has excellent, impact resistance

Options

- Impedance to customer's specifications using matching transformer

Dimensions



Sensing Technology



©Airmar Technology Corporation

M194_rF 02/16/11

As Airmar constantly improves its products, all specifications are subject to change without notice. All Airmar products are designed to provide high levels of accuracy and reliability, however they should only be used as aids to navigation and not as a replacement for traditional navigation aids and techniques. SEALCAST™ is a trademark of Airmar Technology Corporation. Other company or product names mentioned in this document may be trademarks or registered trademarks of their respective companies, which are not affiliated with Airmar.

www.airmar.com