


ATK200

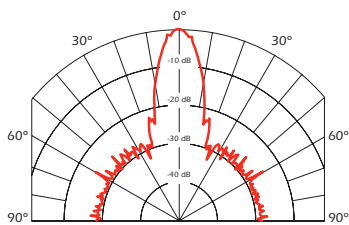


SPECIFICATIONS

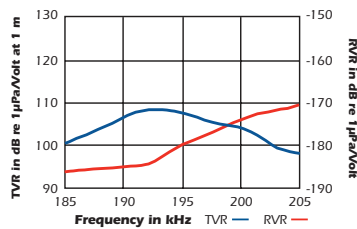
- Best Operating Frequency:** 200 kHz, $\pm 4\%$
- Minimum Transmit Sensitivity at Best Transmit Frequency:** 102 dB, 1 $\mu\text{Pa/V}$ at 1 m
- Minimum Receive Sensitivity at Best Receive Frequency:** -180 dB re 1V/ μPa
- Minimum Parallel Resistance:** 300 Ω , $\pm 30\%$
- Minimum and Maximum Sensing Range*:** 10 cm to 3 m
- Typical Sensing Range:** 12 cm to 2 m
- Free (1 kHz) Capacitance:** 500 pF, ± 100 pF
- Beamwidth (@ -3 dB Full Angle):** 10°, $\pm 2^\circ$
- Maximum Driving Voltage (2% Duty Cycle Tone Burst):** 500 V_{pp}
- Operating Temperature:** -40°C to 60°C
- Weight:** 6 g
- Housing Material:** PVDF
- Acoustic Window:** PVDF

*Pulse-Echo Mode. Minimum and maximum ranges are best case scenarios. Actual range may vary depending on drive circuitry and signal processing.

Directivity Pattern



Transmit & Receive Voltage Response



Impedance Magnitude & Phase

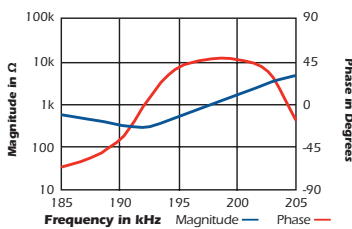
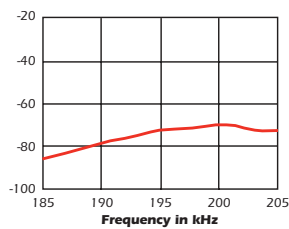


Figure of Merit (Sum of TVR & RVR)



200 kHz

AIRDUCER® Ultrasonic Transducer

Applications

- Level measurement
- Automation control
- Proximity
- Obstacle avoidance
- Robotics
- Flow

Features

- Rugged one-piece PVDF housing
- Cylindrical design allows for installation in various applications
- Resistant to chemically aggressive environments

Dimensions

